



Leader's Guide

Matthew 6:1-18
Sermon on the Mount:
Giving and Praying
Week 9



Shhhh! It's a secret!
Let's learn from Je-
sus how we should
give and pray. Can
you recognize the
difference between
a right and wrong
attitude? Come and
discover what Jesus
has to say!

So, choose your Ex-
ploration Stations,
practice the story,
gather supplies, and
set up your class-
room. It's time to go
exploring!


Before You Explore

The Basic Supplies

- ❑ *Discovery Guide* for each kiddo
- ❑ *Story Cards*
- ❑ *Eureka! Jr. Stamps*
- ❑ *Eureka! DVD or CD*
- ❑ DVD or CD player
- ❑ 3 pieces of construction paper

Exploration Station Supplies

- ❑ **Prayer Bead Bracelet**
 - String, yarn, or pipe cleaner, and pony beads
- ❑ **Let's See! Story**
 - *Story Cards*, 33-40
- ❑ **Picture the Story**
 - *Discovery Guides* and crayons
- ❑ **Sculpt the Story**
 - Play-Doh
- ❑ **Play the Story**
 - Dolls, action figures, toys from a kid's meal



1 Here We Go!

- ❑ On a table, place Kai's card (#51) underneath 1 of 3 pieces of construction paper. Mix the paper around on the table and have kids guess where Kai is hiding.
- ❑ Option: Hide the Kai and Scout cards (#49-52) from the **Story Card** deck. Have kids try to find the cards when they arrive.
- ❑ Play *The Come Along Song* from the **Eureka! Jr. DVD** or **CD**. Invite kids to come to your gathering spot (at a table, on the floor, etc.).

2 What's That Word?

- ❑ Show the Bible picture from page 1 of this lesson. Invite kids to find the hidden word in the picture. Say **father** out loud as a class. (Option: Pass out the **Discovery Guides (DG)** now and let kids find the hidden word in the picture on their own **DG**.)
- ❑ Chat about the word. **Does anyone know what Father means?**
 - **A father is someone who loves, cares and protects his children.**
 - **God is our Heavenly Father. We are God's children.**
 - **Jesus teaches us to pray to God as "our Father," because our relationship with Him should be special and personal.**
- ❑ When we explore our story later today, listen for the word **Father**.

3 Remember Verse

- ❑ Invite everyone to stand up. Play the **Remember Verse Video** for **John 3:16** on the **Eureka! Jr. DVD**. (Find descriptions of the motions on FoundryLeader.com.)
- ❑ Ask for volunteers to say the verse from memory.
- ❑ **"For God so loved the world that he gave his one and only Son, that whoever believes in him shall not perish but have eternal life." John 3:16 (NIV)**



4 Happy & Sad

- ❑ Invite kids to share something happy and not-so-happy that happened this past week. Pray together.




5 Explore the Story



- ❑ Invite kids to prepare themselves to listen to this week's passage. Gather them to a place where they can all see the spot where you will be laying out the cards.
- ❑ Play the **Let's See! Bible Story** audio from the **Eureka! Jr. DVD** or **CD** while you set out the cards, as directed in the pictures on page 3.
- ❑ Option: Read (or have another adult read) the **Let's See! Bible Story** script on page 3 and place the cards out as directed in the pictures.






Explore the Story

Let's See! Bible Story




-  = Place a card
-  = Remove a card
-  = Move a card

One day Jesus  sat down on a mountainside to teach a crowd of people.  This message was called the Sermon on the Mount. In this sermon, Jesus taught many important things. **I wonder, what are some things you have learned from the Bible?**




Jesus held up some coins.  He knew some people didn't have enough money; they were poor and needed help from others.  It was important to help the needy. But it was also important to give with the right attitude. Jesus shared a story about a man who walked into town blowing a trumpet and making noise.  People gathered to see what was happening. When everyone was watching, this man gave money to a poor person. The crowd clapped and cheered for this man. **I wonder if this is the way God wants us to give money to the poor?**





Jesus shook His head no. Jesus taught the crowd that we shouldn't give for applause or attention. Instead Jesus encouraged people to give to the needy in secret.   This was the right way because only God could see this act of love. 




Jesus continued by talking about prayer. He shared a story about a man who would stand up and gather a large crowd when he would pray.  He would shout out long and fancy words. The people who watched this man were amazed with his prayers. **I wonder if this is the how God wants us to pray?**



No, this isn't how we should pray.  Prayer is about talking with God, not trying to impress others.  Jesus then taught the crowd a special prayer. "Our Father in heaven, hallowed be your name, your kingdom come, your will be done, on earth as it is in heaven. Give us today our daily bread. And forgive us our debts, as we also have forgiven our debtors. And lead us not into temptation, but deliver us from the evil one."*



This prayer is a prayer of love.  **I wonder how the crowd liked this prayer?** When we pray we take time to worship God and show our love to Him. We then ask God to help us with our needs because we know that God loves and cares for us. Finally we ask God to help us love others the way He loves us. The best way we can share our love for God is by forgiving others just like God forgives each of us.



I wonder why Jesus wants us to give and pray in secret? Our relationship with God isn't something to show off or brag about. Our relationship with God is special. Every day we make choices to grow closer to God by spending time loving Him and loving others.

*Quoted from Matthew 6:9-13 (NIV)

6 What's This Say about God & Us?

- ❑ I wonder why this story is important?
- ❑ I wonder what we can learn from this story?
- ❑ I wonder why our attitudes matter to God?
- ❑ I wonder, what are some things you can pray to God for?

7 Exploration Stations

- ❑ Introduce the Exploration Stations you'll be doing. Review your rules for the Exploration Stations (quiet voices, share items, etc.).
 - **Prayer Bead Bracelet Station:** Pick up different colored pony beads. For each bead, think of someone who needs prayer. Place each bead on the string, yarn, or pipe cleaner. Then, secure the ends together to make a bracelet. Use these bracelets to remind you of who to pray for.
 - **Let's See! Story Station:** Re-create the story with the **Story Cards**.
 - **Picture the Story Station:** Color the picture on your **Discovery Guide**.
 - **Sculpt the Story Station:** Use Play-Doh to make something from the story.
 - **Play the Story Station:** Have an assortment of toys (dolls, action figures, toys from a kid's meal). Have kids act out and play through the story with the different toys.
- ❑ Invite kids to choose which station they go to. Kids can stay at one or visit multiple stations.
- ❑ As kids play, visit each station and ask questions about their play and how it relates to the story.
- ❑ Allow 15-20 minutes to explore. Announce when it's almost time to stop. Bring kids back to the gathering area before cleaning up.

8 Share Your Discovery

- ❑ Invite kids to share what they discovered about the Bible story. Share what you discovered as you interacted with the kids.
- ❑ Remind kids to use their **Discovery Guide** to keep exploring at home. Pray as a group, thanking God for leading their discoveries.
- ❑ Use a **Eureka! Jr. Stamp** to stamp each kid's **Discovery Guide** to show that they completed today's expedition.
- ❑ Play *Tidy-Up Song* from the **Eureka! Jr. DVD** or **CD** as the kids clean up the room.

9 Goodbye Blessing

- ❑ Using the other **Eureka! Jr. Stamp**, stamp each child's hand as you share the following blessing with each one.
 - **May you know that God, your Heavenly Father loves you and listens to your prayers.**

