




# Leader's Guide

John 20:1-18  
Resurrection of Jesus  
Week 7



Today changes everything! Jesus is alive! You're about to witness God's redeeming love! Join your kids in the celebration as we proclaim the good news, "He is risen indeed!"

So, choose your Exploration Stations, practice the story, gather supplies, and set up your classroom. It's time to go exploring!

## Before You Explore

### The Basic Supplies

- ☐ *Discovery Guide* for each kiddo
- ☐ *Story Cards*
- ☐ *Eureka! Jr. Stamps*
- ☐ *Eureka! DVD or CD*
- ☐ DVD or CD player

### Exploration Station Supplies

- ☐ **Resurrection Rock**
  - Medium-sized smooth rocks, paint/paintbrushes or markers
- ☐ **Let's See! Story**
  - *Story Cards*, 25-32
- ☐ **Picture the Story**
  - *Discovery Guides* and crayons
- ☐ **Sculpt the Story**
  - Play-Doh
- ☐ **Play the Story**
  - Dolls, action figures, toys from a kid's meal



## 1 Here We Go!

- ❑ Play a “Red Light/Green Light” game using one Kai card and one Scout card (#51-52). When you hold up the Kai card, they should “go,” when you hold up the Scout card, they should “stop.”
- ❑ Option: Hide the Kai and Scout cards from the **Story Card** deck. Have kids try to find the cards when they arrive.
- ❑ Play *The Come Along Song* from the **Eureka! Jr. DVD** or **CD**. Invite kids to come to your gathering spot (at a table, on the floor, etc.).

## 2 What's That Word?

- ❑ Show the Bible picture from page 1 of this lesson. Invite kids to find the hidden word in the picture. Say **resurrection** out loud as a class. (Option: Pass out the **Discovery Guides (DG)** now and let kids find the hidden word in the picture on their own **DG**.)
- ❑ Chat about the word. **Does anyone know what resurrection means?**
  - **Resurrection is when something dead is brought back to life.**
  - **Jesus died on the cross but on Easter we celebrate His resurrection! He is alive!**
  - **The resurrection of Jesus means that we can have our sins forgiven. All we have to do is ask Him.**
- ❑ When we explore our story later today, listen for the word **resurrection**.

## 3 Remember Verse

- ❑ Invite everyone to stand up. Play the **Remember Verse Video** for **John 3:16** on the **Eureka! Jr. DVD**. (Find descriptions of the motions on [FoundryLeader.com](http://FoundryLeader.com).)
- ❑ Ask for volunteers to say the verse from memory.
- ❑ **“For God so loved the world that he gave his one and only Son, that whoever believes in him shall not perish but have eternal life.” John 3:16 (NIV)**



## 4 Happy & Sad

- ❑ Invite kids to share something happy and not-so-happy that happened this past week. Pray together.

## 5 Explore the Story

- ❑ Invite kids to prepare themselves to listen to this week's passage. Gather them to a place where they can all see the spot where you will be laying out the cards.
- ❑ Play the **Let's See! Bible Story** audio from the **Eureka! Jr. DVD** or **CD** while you set out the cards, as directed in the pictures on page 3.
- ❑ Option: Read (or have another adult read) the **Let's See! Bible Story** script on page 3 and place the cards out as directed in the pictures.





# Explore the Story

## Let's See! Bible Story

- = Place a card
- = Remove a card
- = Move a card

Jesus is God's Son. He came into the world to show the greatness of God's love so that anyone who believed in Him could receive everlasting life. Some people believed, but many did not. Those who didn't believe became angry with Jesus. They arrested Him and put Him on trial. He was unfairly sentenced to die on a cross. It was terrible. After Jesus died, they placed his body in a tomb and sealed it shut with a very large stone. Many people believed this was the end of Jesus's story. **I wonder, do you think that was the end of Jesus?**



On the third day after Jesus's death Mary Magdalene came to the tomb. When she got to the tomb she stopped. She was surprised and worried at the same time. **I wonder what made her feel this way?** In front of the tomb the large stone that had been used to seal it shut, now had been rolled away. She looked around and thought, "Who could have done this?" **What do you think? Who did this?**




She ran and found Peter and John, two of Jesus's disciples. She said, "They have taken Jesus's body out of the tomb, and I don't know where they have put Him."



Peter and John ran to the tomb. They found it just like Mary had described. They went inside but Jesus's body wasn't there. The tomb was empty except for some strips of linen that had wrapped Jesus's body. After seeing these burial cloths, they ran back to where they were staying. **I wonder what they were going to do?**




Mary was still outside the tomb crying. She felt sad, worried, and confused. She didn't understand why someone would want to take Jesus's body. She looked inside the tomb, but it wasn't empty. She saw two angels sitting where Jesus's body had been. The angels asked her why she was crying. Mary told the angels she was sad that Jesus had died and she was upset that His body was gone.



Before the angels could talk Mary turned around and saw a man standing outside of the tomb. This man was near the trees and plants. Mary thought this must be the gardener, the one who took care of the plants by the tomb. **I wonder if he was the gardener?** The man saw that Mary was still upset. He asked her what was wrong. Mary told this man about Jesus's death. She then asked if He could help her find Jesus's body.



"Mary," He said. At the sound of her name Mary realized the truth! She ran to Him. This man wasn't a gardener; this was Jesus! He was alive just like He had promised! Mary cried out to Him, "Rabboni!" No longer was she sad; she was filled with joy! Then Jesus sent Mary on a special mission. She was to return to the disciples. She would be the first person to share the good news of Jesus's resurrection. Mary told everyone that she had seen the Lord!



## 6 What's This Say about God & Us?

- ❑ I wonder why this story is important?
- ❑ I wonder what we can learn from this story?
- ❑ I wonder why Mary didn't recognize Jesus at first?
- ❑ I wonder how the people felt when they heard that Jesus was alive?
- ❑ I wonder what words you would use to describe Jesus's resurrection?

## 7 Exploration Stations

- ❑ Introduce the Exploration Stations you'll be doing. Review your rules for the Exploration Stations (quiet voices, share items, etc.). \*Note the new station, *Play the Story Station*, listed below.\*
  - **Resurrection Rock Station:** Help kids paint a cross on the rock. Encourage kids to hold the rock and think about the stone that was rolled away from Jesus's tomb! Invite kids to show their rock to someone and tell them that Jesus is alive!
  - **Let's See! Story Station:** Re-create the story with the **Story Cards**.
  - **Picture the Story Station:** Color the picture on your **Discovery Guide**.
  - **Sculpt the Story Station:** Use Play-Doh to make something from the story.
  - **Play the Story Station:** Have an assortment of toys (dolls, action figures, toys from a kid's meal). Have kids act out and play through the story with the different toys.
- ❑ Invite kids to choose which station they go to. Kids can stay at one or visit multiple stations.
- ❑ As kids play, visit each station and ask questions about their play and how it relates to the story.
- ❑ Allow 15-20 minutes to explore. Announce when it's almost time to stop. Bring kids back to the gathering area before cleaning up.

## 8 Share Your Discovery

- ❑ Invite kids to share what they discovered about the Bible story. Share what you discovered as you interacted with the kids.
- ❑ Remind kids to use their **Discovery Guide** to keep exploring at home. Pray as a group, thanking God for leading their discoveries.
- ❑ Use a **Eureka! Jr. Stamp** to stamp each kid's **Discovery Guide** to show that they completed today's expedition.
- ❑ Play *Tidy-Up Song* from the **Eureka! Jr. DVD** or **CD** as the kids clean up the room.

## 9 Goodbye Blessing

- ❑ Using the other **Eureka! Jr. Stamp**, stamp each child's hand as you share the following blessing with each one.
  - **Christ is risen! May He fill your heart with joy as you share this good news with others!**

